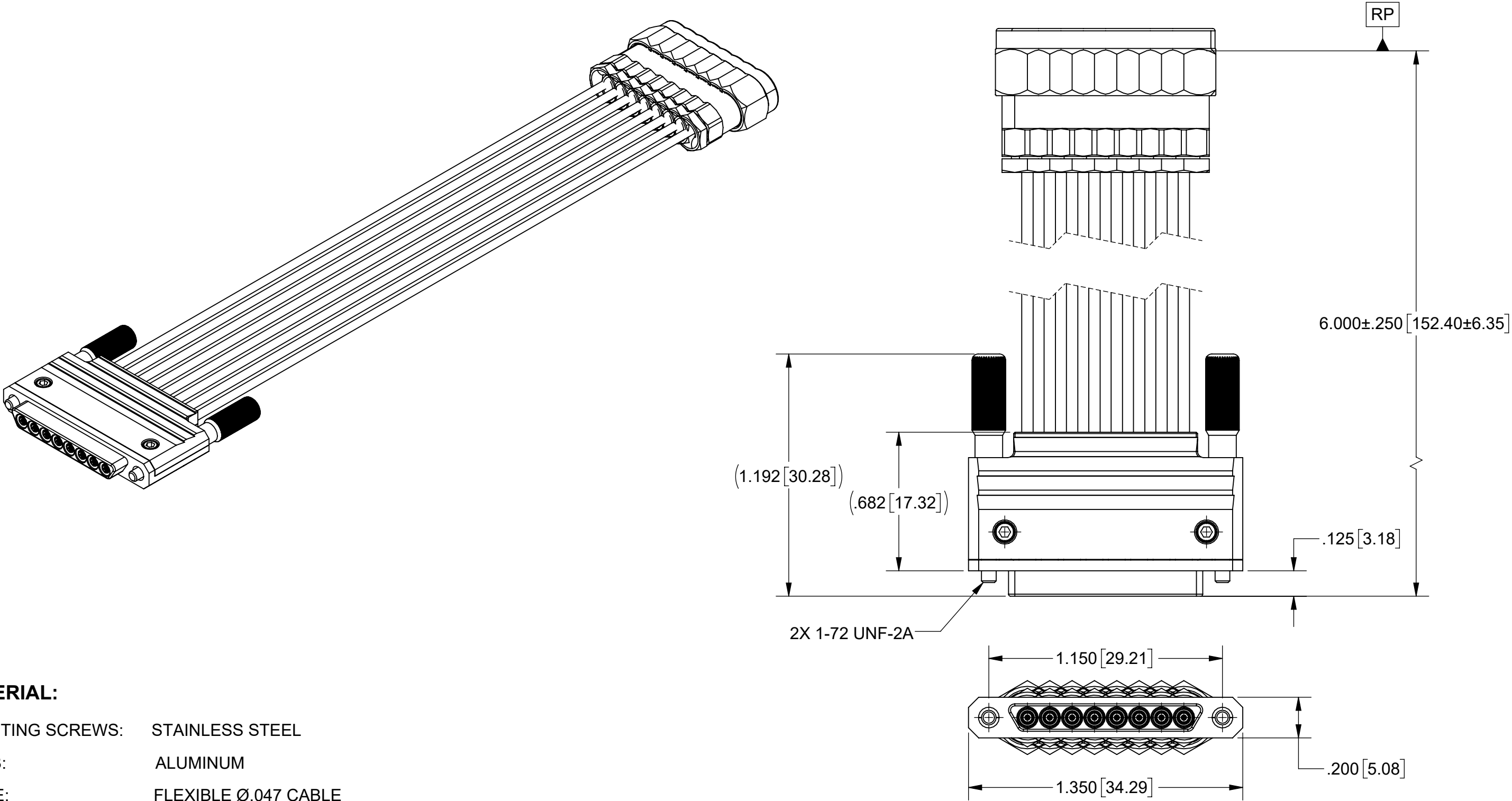


PRODUCT DATA DRAWING

REVISION HISTORY			
REV	DESCRIPTION	DATE	APPROVED
C	DCN 52740	07/23	SEE PDM
D	DCN 54617	06/24	


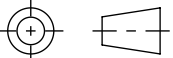


MATERIAL:

- MOUNTING SCREWS: STAINLESS STEEL
- D-SUB: ALUMINUM
- CABLE: FLEXIBLE Ø.047 CABLE
- CONNECTORS: 8X SMPS FEMALE (3821-40032)  
8X MALE 2.92mm (SF1511-60069)

FINISH:

- MOUNTING SCREWS: PASSIVATED PER AMS-2700
- D-SUB: ANODIZED CLEAR

MATERIAL:	SEE NOTES	DIMENSIONS ARE IN INCHES TOLERANCES:	UNLESS OTHERWISE SPECIFIED	 www.svmicrowave.com	
FINISH:	SEE NOTES	FRACTIONAL: $\pm 1/64$ ANGULAR: X° $\pm 1^{\circ}0'$ X°X' $\pm 15'$	1) ALL DIMENSIONS ARE IN INCHES (MILLIMETERS) 2) ALL DIMENSIONS ARE AFTER PLATING. 3) BREAK CORNERS & EDGES .005 R. MAX. 4) CHAM. 1ST & LAST THREADS. 5) SURFACE ROUGHNESS 63-MIL-STD-10. 6) DIA.'S ON COMMON CENTERS TO BE CONCENTRIC WITHIN .005 T.I.R. 7) REMOVE ALL BURRS		
SURFACE AREA:	N/A	DECIMAL: .X $\pm .030$ .XX $\pm .010$ .XXX $\pm .005$	INTERPRET DIMENSIONS AND TOLERANCES PER ASME Y14.5M - 1994	TITLE: 8 PORT MINI-D RF ASSEMBLY WITH 6" Ø.047 CABLES	
THE INFORMATION CONTAINED IN THIS DRAWING IS THE SOLE PROPERTY OF SV MICROWAVE, INC. ANY REPRODUCTION IN PART OR AS A WHOLE WITHOUT THE WRITTEN PERMISSION OF SV MICROWAVE, INC IS PROHIBITED.		THIRD ANGLE PROJECTION	DRAWN: JMS 02/26/18	SIZE DWG. NO.	7038-0211
			CHECKED: SEE PDM APPROVED: SEE PDM	B	
				SCALE: 2:1	SHEET 1 OF 1