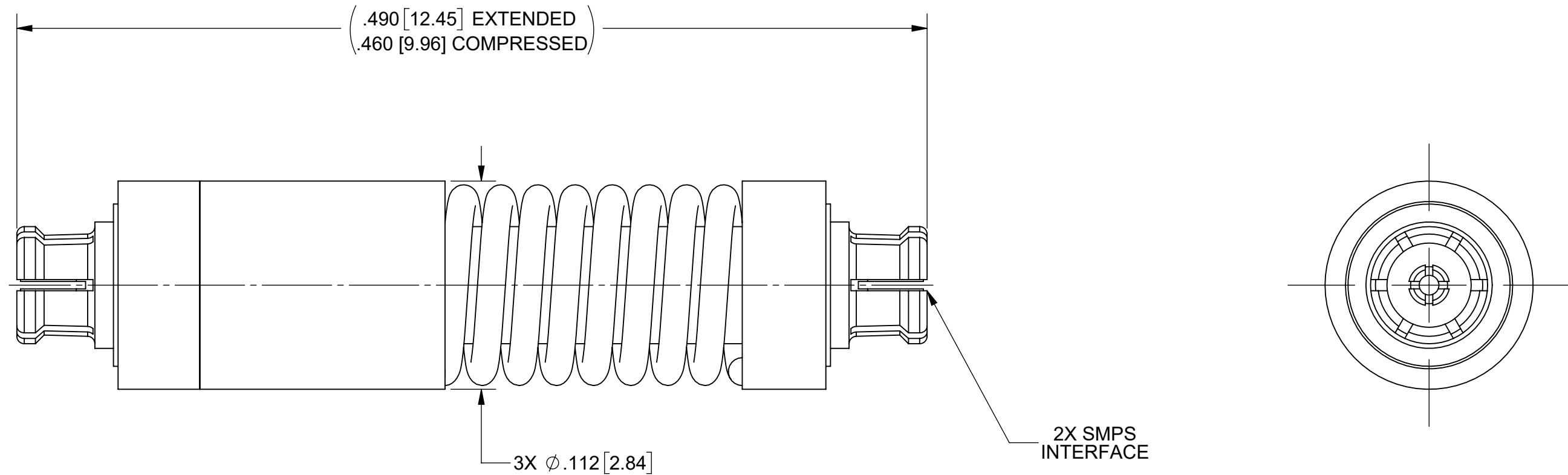


PRODUCT DATA DRAWING

REVISION HISTORY			
REV	DESCRIPTION	DATE	APPROVED
-	NRN 48094	06/24	SEE PDM



MATERIALS:

BODIES & CONTACTS: BERYLLIUM COPPER PER ASTM B196, ALLOY No. UNS C17300, TD04.

INSULATORS: PTFE PER ASTM D1710.

SPRING: MUSIC WIRE PER ASTM A228

FINISHES:

BODIES & CONTACTS: GOLD PER ASTM B488, TYPE II GRADE C, CLASS 1.27, OVER NICKEL PER AMS-QQ-N-290, .000050" MINIMUM.

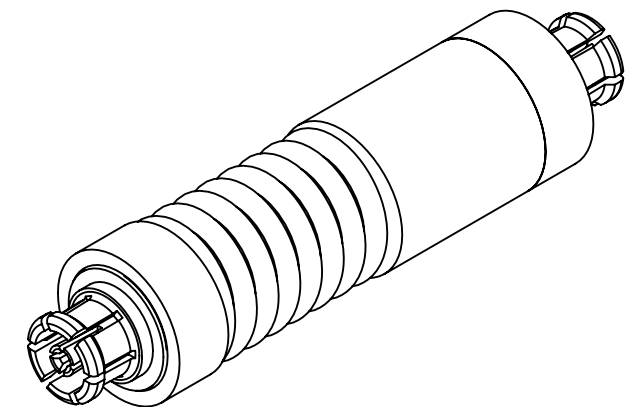
SPRING: ZINC PER ASTM-B633, TYPE II, SERVICE CONDITION SC1, .0002" MIN,


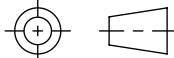
PERFORMANCE:

IMPEDANCE: 50 OHMS.

FREQ. RANGE: DC TO 32 GHz.

AXIAL COMPRESSION: .030 NOMINAL



MATERIAL: SEE NOTES	DIMENSIONS ARE IN INCHES TOLERANCES: FRACTIONAL: $\pm 1/64$ ANGULAR: X° $\pm 1'0''$ X'X' $\pm 15'$	UNLESS OTHERWISE SPECIFIED 1) ALL DIMENSIONS ARE IN INCHES (MILLIMETERS) 2) ALL DIMENSIONS ARE AFTER PLATING. 3) BREAK CORNERS & EDGES .005 R. MAX. 4) CHAM. 1ST & LAST THREADS. 5) SURFACE ROUGHNESS 63-MIL-STD-10. 6) DIA.'S ON COMMON CENTERS TO BE CONCENTRIC WITHIN .005 T.I.R. 7) REMOVE ALL BURRS	 www.svmicrowave.com TITLE: SMPS F TO SMPS F STR. COMPRESSIBLE ADAPTER
FINISH: SEE NOTES	DECIMAL: X $\pm .030$.XX $\pm .010$.XXX $\pm .005$	INTERPRET DIMENSIONS AND TOLERANCES PER ASME Y14.5M - 1994	
SURFACE AREA: N/A	THIRD ANGLE PROJECTION	DRAWN: ENB 06/10/24	SIZE DWG. NO. B 1138-4072
PROPRIETARY THE INFORMATION CONTAINED IN THIS DRAWING IS THE SOLE PROPERTY OF SV MICROWAVE, INC. ANY REPRODUCTION IN PART OR AS A WHOLE WITHOUT THE WRITTEN PERMISSION OF SV MICROWAVE, INC IS PROHIBITED.		CHECKED: SEE PDM	SCALE: 16:1
		APPROVED: SEE PDM	SHEET 1 OF 1