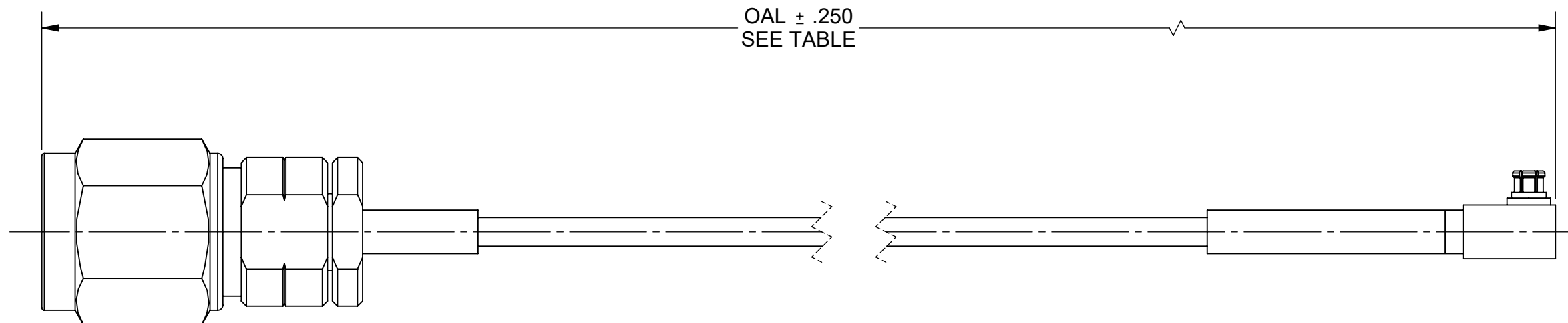


PRODUCT DATA DRAWING

REVISION HISTORY			
REV	DESCRIPTION	DATE	APPROVED
C	DCN 52746	07/23	SEE PDM



MATERIAL:

CONNECTORS: 2.4MM PLUG (SF1611-60001)
SMPS R/A JACK (3822-40001)

CABLE: FLEXIBLE Ø.047 CABLE (200-70-479)


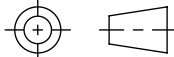
SHRINK TUBING: M23053/5

PERFORMANCE:

IMPEDANCE: 50 OHMS

FREQ. RANGE: DC TO 40.0 GHz

SV P/N	OAL
7016-0072	6.000
7016-0073	12.000

MATERIAL: SEE NOTES	DIMENSIONS ARE IN INCHES TOLERANCES: FRACTIONAL: ±1/64 ANGULAR: X° ±1'0" X°X' ±15'	UNLESS OTHERWISE SPECIFIED 1) ALL DIMENSIONS ARE IN INCHES (MILLIMETERS) 2) ALL DIMENSIONS ARE AFTER PLATING. 3) BREAK CORNERS & EDGES .005 R. MAX. 4) CHAM. 1ST & LAST THREADS. 5) SURFACE ROUGHNESS 63-MIL-STD-10. 6) DIA.'S ON COMMON CENTERS TO BE CONCENTRIC WITHIN .005 T.I.R. 7) REMOVE ALL BURRS	 Amphenol www.svmicrowave.com
FINISH: SEE NOTES	DECIMAL: X ±.030 .XX ±.010 .XXX ±.005		
SURFACE AREA: N/A	INTERPRET DIMENSIONS AND TOLERANCES PER ASME Y14.5M - 1994	DRAWN: SJ 04/01/19	TITLE: 2.4mm PLUG TO SMPS R/A JACK FOR FLEXIBLE .047 CABLE ASSEMBLY
PROPRIETARY THE INFORMATION CONTAINED IN THIS DRAWING IS THE SOLE PROPERTY OF SV MICROWAVE, INC. ANY REPRODUCTION IN PART OR AS A WHOLE WITHOUT THE WRITTEN PERMISSION OF SV MICROWAVE, INC IS PROHIBITED.	THIRD ANGLE PROJECTION 	CHECKED: SEE PDM	SIZE DWG. NO. B 7016-0072-0073
		APPROVED: SEE PDM	SCALE: 4:1 SHEET 1 OF 1