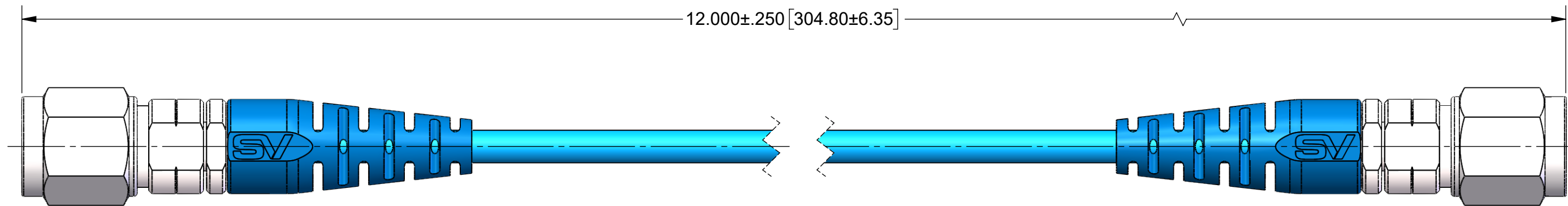


PRODUCT DATA DRAWING

REVISION HISTORY			
REV	DESCRIPTION	DATE	APPROVED
-	NRN 46822	06/22	SEE PDM



MATERIAL:


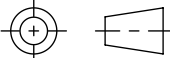
CONNECTORS: 2X 2.4mm STR. M FOR SV87LL CABLE (1611-60030)

CABLE: SV87LL FLEXIBLE CABLE (200-70-363)

STRAIN RELIEF: SILICONE RUBBER 80A (220-70-149)

PERFORMANCE:

IMPEDANCE: 50 OHMS
 FREQ. RANGE: DC TO 50.0 GHz.
 VSWR: 1.5:1 MAX DC TO 50.0 GHz

MATERIAL: SEE NOTES	DIMENSIONS ARE IN INCHES TOLERANCES: FRACTIONAL: ±1/64 ANGULAR: X° ±1°0' X'X' ±15'	UNLESS OTHERWISE SPECIFIED 1) ALL DIMENSIONS ARE IN INCHES (MILLIMETERS) 2) ALL DIMENSIONS ARE AFTER PLATING. 3) BREAK CORNERS & EDGES .005 R. MAX. 4) CHAM. 1ST & LAST THREADS. 5) SURFACE ROUGHNESS 63-MIL-STD-10. 6) DIA. 'S ON COMMON CENTERS TO BE CONCENTRIC WITHIN .005 T.I.R. 7) REMOVE ALL BURRS	 Amphenol www.svmicrowave.com
FINISH: SEE NOTES	DECIMAL: X ±.030 .XX ±.010 .XXX ±.005	INTERPRET DIMENSIONS AND TOLERANCES PER ASME Y14.5M - 1994	
SURFACE AREA: N/A	THIRD ANGLE PROJECTION	DRAWN: KRR 06/03/22	TITLE: 2.4mm STR. M TO 2.4mm STR. M SV87LL CABLE ASSEMBLY
PROPRIETARY THE INFORMATION CONTAINED IN THIS DRAWING IS THE SOLE PROPERTY OF SV MICROWAVE, INC. ANY REPRODUCTION IN PART OR AS A WHOLE WITHOUT THE WRITTEN PERMISSION OF SV MICROWAVE, INC IS PROHIBITED.		CHECKED: SEE PDM	SIZE DWG. NO. B 7016-0133
		APPROVED: SEE PDM	SCALE: 3:1 SHEET 1 OF 1