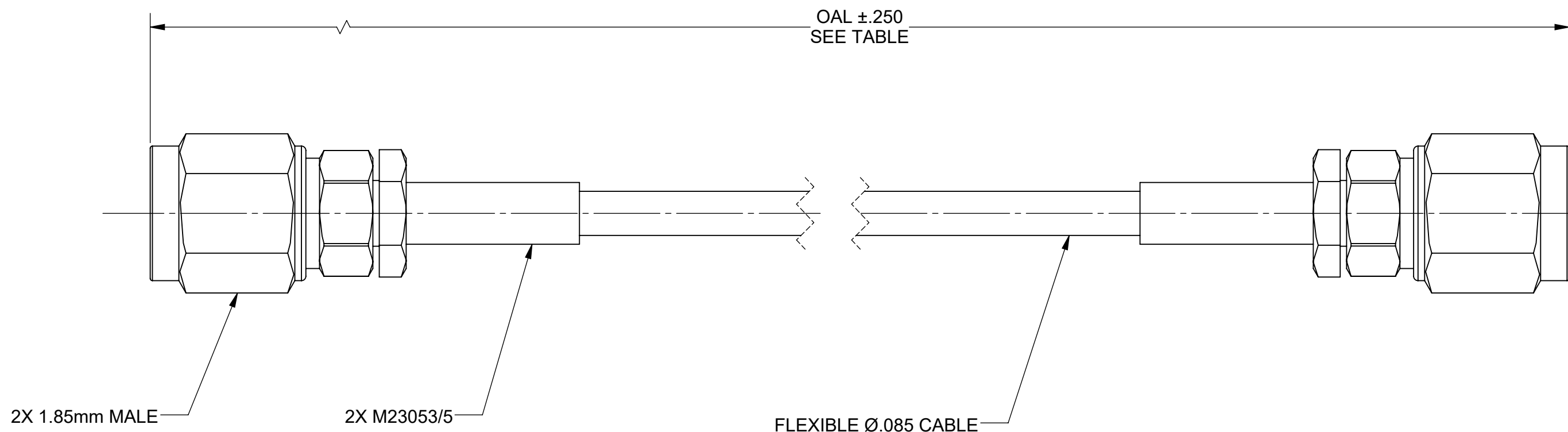


PRODUCT DATA DRAWING

REVISION HISTORY			
REV	DESCRIPTION	DATE	APPROVED
01	PRELIMINARY	02/22	SEE PDM
02	PRELIMINARY	04/22	




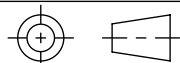
COMPONENTS:

CONNECTORS: 2X 1.85MM MALE (SF3311-60003)
 CABLE: FLEXIBLE Ø.085 CABLE (200-70-139)
 SHRINK TUBING: M23053/5

PERFORMANCE:

IMPEDANCE: 50 OHMS
 FREQ. RANGE: DC TO 65.0 GHz

SV P/N	OAL
7033-0037	6.000
7033-0038	12.000
7033-0039	24.000
7033-0040	36.000

MATERIAL: SEE NOTES	DIMENSIONS ARE IN INCHES TOLERANCES: FRACTIONAL: ±1/64 ANGULAR: X° ±1'0" X°X' ±15'	UNLESS OTHERWISE SPECIFIED 1) ALL DIMENSIONS ARE IN INCHES (MILLIMETERS) 2) ALL DIMENSIONS ARE AFTER PLATING. 3) BREAK CORNERS & EDGES .005 R. MAX. 4) CHAM. 1ST & LAST THREADS. 5) SURFACE ROUGHNESS 63-MIL-STD-10. 6) DIA.'S ON COMMON CENTERS TO BE CONCENTRIC WITHIN .005 T.I.R. 7) REMOVE ALL BURRS	 TITLE: 1.85mm MALE TO 1.85mm MALE Ø.085 CABLE ASSEMBLY
FINISH: SEE NOTES	DECIMAL: X ±.030 .XX ±.010 .XXX ±.005		
SURFACE AREA: N/A	INTERPRET DIMENSIONS AND TOLERANCES PER ASME Y14.5M - 1994	DRAWN: BFB 02/25/22	SIZE DWG. NO. B 7033-0037-0040
PROPRIETARY THE INFORMATION CONTAINED IN THIS DRAWING IS THE SOLE PROPERTY OF SV MICROWAVE, INC. ANY REPRODUCTION IN PART OR AS A WHOLE WITHOUT THE WRITTEN PERMISSION OF SV MICROWAVE, INC IS PROHIBITED.	THIRD ANGLE PROJECTION	CHECKED: SEE PDM	SCALE: 1:2
		APPROVED: SEE PDM	SHEET 1 OF 1